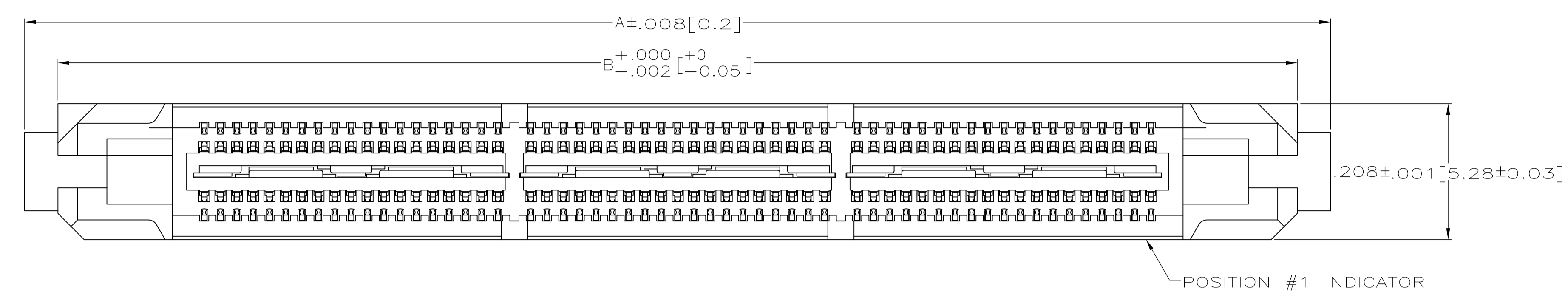
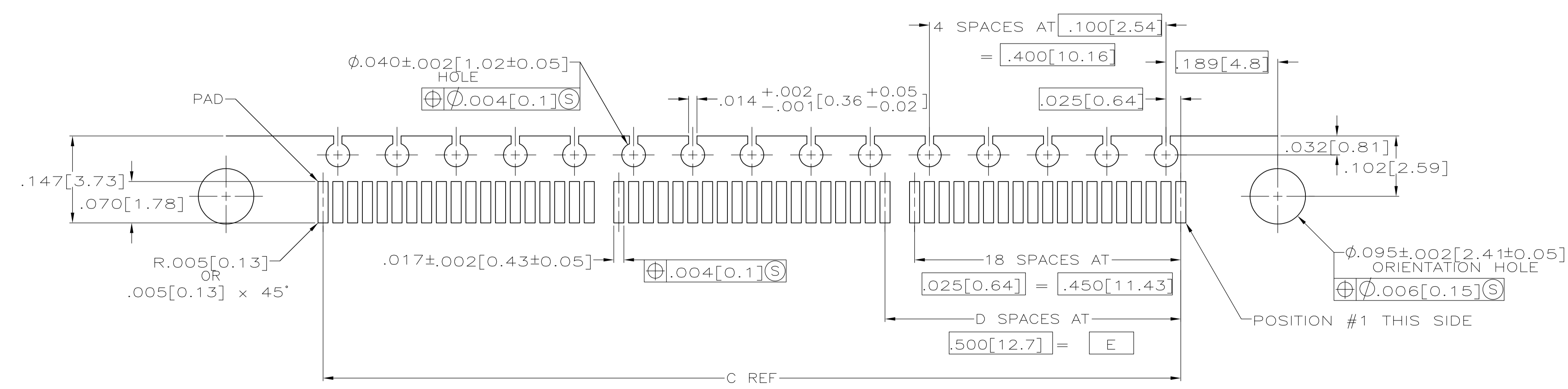
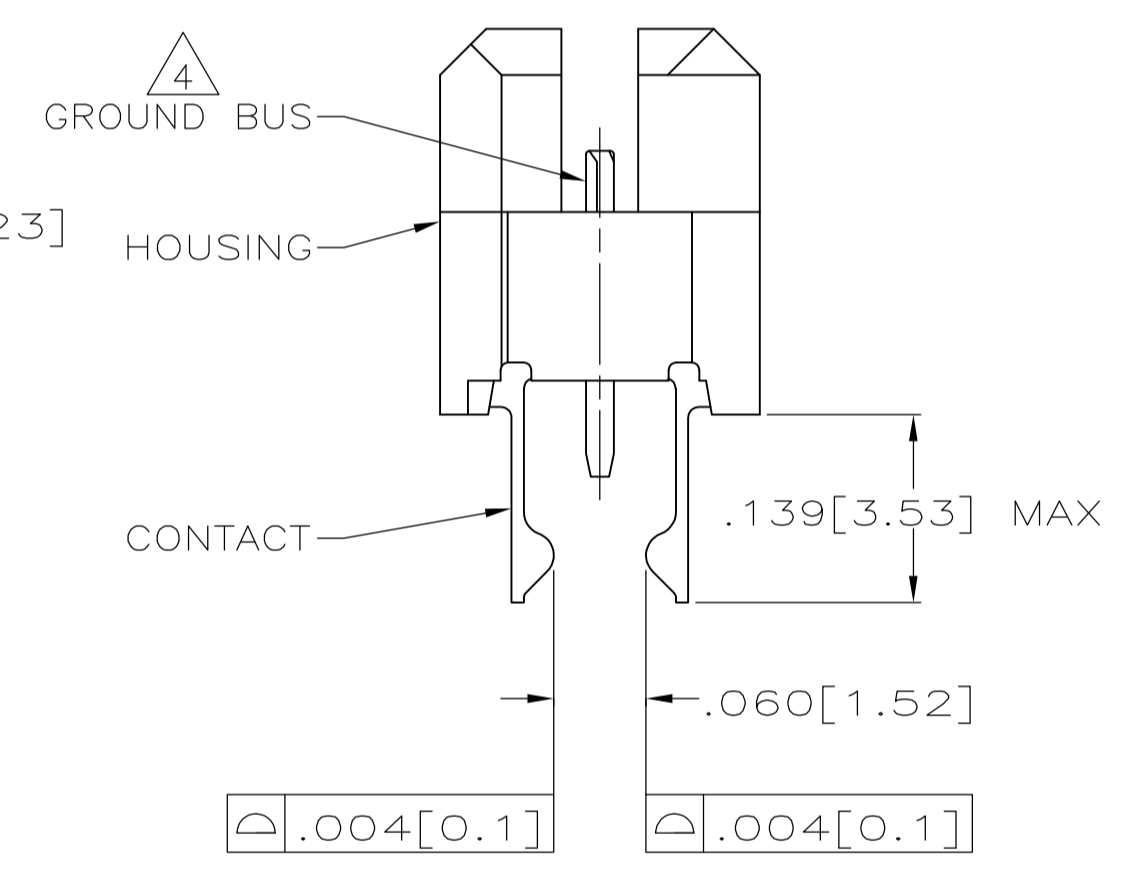
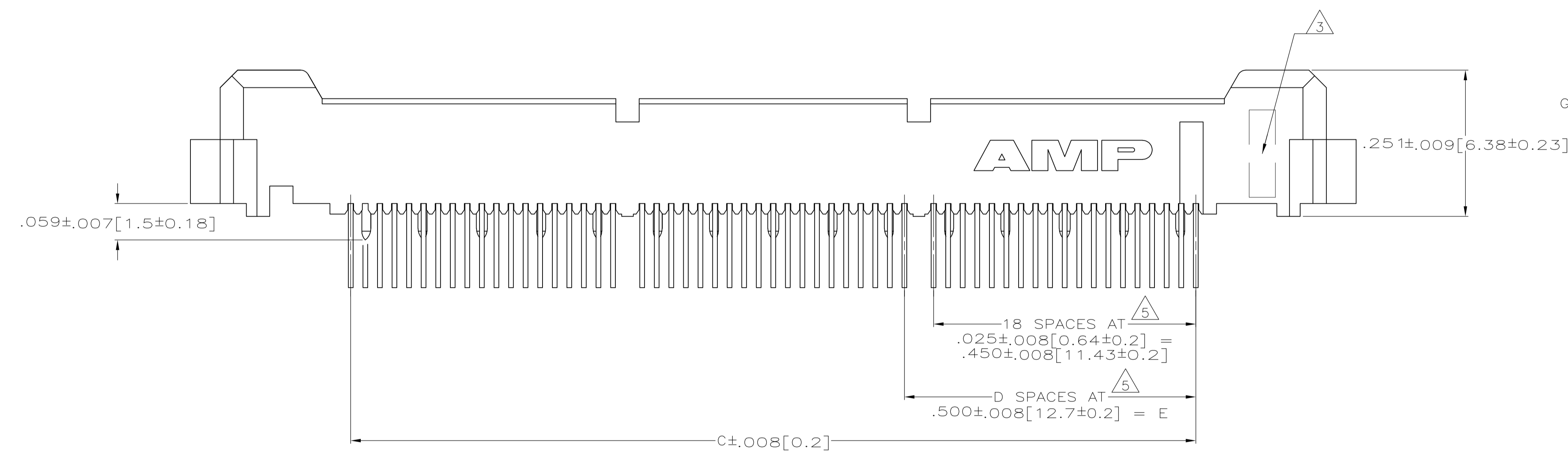


LOC		DIST		REVISIONS				
AD	47	F	LTR	DESCRIPTION	DATE	DN	APVD	
		F1		REVISED PER ECO-12-007590	19JUL12	KH	MH	



- 1 HOUSING: LIQUID CRYSTAL POLYMER, COLOR BLACK. CONTACTS: HIGH RELIABILITY COPPER ALLOY. GROUND BUSES: BRASS, UNS C26000
- 2 CONTACTS & GROUND BUSES: NICKEL UNDERPLATE ALL OVER, MATING SURFACE PLATED TO MEET LEVEL 1 PERFORMANCE REQUIREMENTS OF TE PRODUCT SPECIFICATION 108-1422, SOLDER TAILS PLATED TIN-LEAD.
- 3 DATE CODE MARKED IN AREA INDICATED ON SAME SIDE AS POSITION #1.
- 4 ONE GROUND BUS WITH 5 TAILS PER EACH MODULE.
- 5 TOLERANCE NON-ACCUMULATIVE.



RECOMMENDED PC BOARD LAYOUT (MIRROR IMAGE ON OPPOSITE SIDE)

INCHES	MILLIMETERS	INCHES	MILLIMETERS	INCHES	MILLIMETERS	INCHES	MILLIMETERS	INCHES	MILLIMETERS	NO OF POS	PART NUMBER
3.000	[76.2]	6	3.450	[87.63]	3.898	[99]	4.000	[101.6]	266	767156-7	
2.500	[63.5]	5	2.950	[74.93]	3.398	[86.31]	3.500	[88.9]	228	767156-6	
2.000	[50.8]	4	2.450	[62.23]	2.898	[73.61]	3.000	[76.2]	190	767156-5	
1.500	[38.1]	3	1.950	[49.53]	2.398	[60.91]	2.500	[63.5]	152	767156-4	
1.000	[25.4]	2	1.450	[36.83]	1.898	[48.21]	2.000	[50.8]	114	767156-3	
.500	[12.7]	1	.950	[24.13]	1.398	[35.51]	1.500	[38.1]	76	767156-2	
.000	[0]	0	.450	[11.43]	.898	[22.81]	1.000	[25.4]	38	767156-1	
E		D	C	B	A						

THIS DRAWING IS A CONTROLLED DOCUMENT.

DIMENSIONS: INCHES[mm]	TOLERANCES UNLESS OTHERWISE SPECIFIED:	DIN J.GERACE 15AUG00	STE TE Connectivity
0 PLC ± -	1 PLC ± -	APVD D.DIXON 15AUG00	NAME D.SUMMERS
2 PLC ± -	3 PLC ± .005[0.13]	PRODUCT SPEC 108-1422	APPLICATION SPEC 114-13088
4 PLC ANGLES ± -		SIZE A1	SCALE 8:1
MATERIAL 1	FINISH 2	WEIGHT -	CAGE CODE DRAWING NO 00779 C=767156
CUSTOMER DRAWING		RESTRICTED TO -	SHEET 1 OF 1 REV F1